

Bio-Well<sup>®</sup>

**Bio-Cor 10 Device Manual**

**Ver. 04-2021**

# Bio-Cor 10 device Manual

April 2021

## CONTENTS

PURPOSE.....	3
STANDARD PACKAGE CONTENTS .....	3
IMPORTANT SAFETY INFORMATION.....	3
TECHNICAL SPECIFICATIONS .....	4
DEVICE FUNCTIONS AND FEATURES .....	5
USING THE CONTROLS.....	7
ABOUT EHF INFLUENCE .....	8
STANDARD PROTOCOL FOR BIO-WELL USERS: .....	9
CONTACTS .....	11
MANUFACTURER WARRANTY.....	11
PRODUCT LIFE CYCLE .....	11

## PURPOSE

Bio-Cor 10 is an energy and information device designed to enable stress reduction and balancing of the user's subtle energy, as well as for structuring liquids, i.e. water. It plays any music files, including specially prepared Chakra music files exported from the Bio-Well software, and emits extremely low intensity ( $0,0001 \div 0,6 \mu\text{W}/\text{cm}^2$ ) Extremely High Frequency (EHF) electromagnetic fields (40-43 GHz, 6,97-7,5 mm wavelength) with the use of the special "Bio-Cor" emitter. It can be used for maintaining wellness and the development of a better lifestyle.

## STANDARD PACKAGE CONTENTS

The "Bio-Cor 10" Energy and information device set includes the following components:

Nº	Name	Pcs.
1	Audio-player "Bio-Cor 10"	1
2	Headphones	1
3	EHF emitter "Bio-Cor"	1
4	Cable: audio-jack 3.5mm to micro-USB	1
5	Plastic stand	1
6	USB cable type A-C for charging	1
7	Protective bag	1



## IMPORTANT SAFETY INFORMATION



### Warnings!

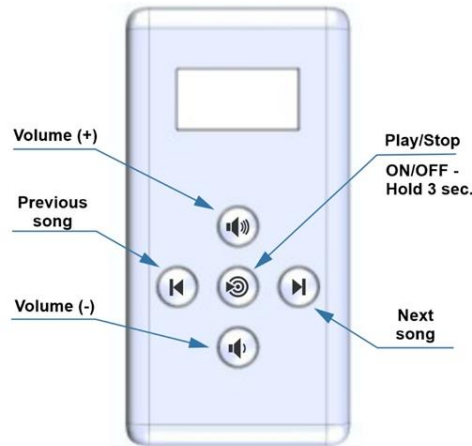
- Do not use the device in excessively hot, cold, dusty, or humid environments.
- Do not subject the device to direct sunlight.
- Operating conditions of device: ambient air temperature from  $-5^{\circ}\text{C}$  to  $+40^{\circ}\text{C}$ ; relative air humidity 5%-70%.
- Do not disassemble the device.

- Do not subject the unit to strong shocks or vibrations (for example, dropping the unit on the floor). Avoid strong pressure on the screen, otherwise it may break, and the image will disappear.
- Do not immerse device in water.
- Do not use petrol, thinners or similar solvents to clean the device.
- Do not attempt to perform any repairs of the device.
- Do not install substitute parts or perform any unauthorized modification to the device. Use only the approved accessories for this device.
- If a defect occurs, contact Bio-Well Customer Service to return the device to a Bio-Well Authorized Service Center or Bio-Well dealer for service and repair to ensure that safety features are maintained.

## TECHNICAL SPECIFICATIONS

- Audio format support: MP3, WMA, WAV.
- Audio output: 32 Ohms, 3.5mm stereo headphones.
- Expansion sockets output: 3.3V, impulse 20 ms, according to the playing music file.
- Display type: 0.96" monochrome OLED.
- PC Interface: USB 2.0.
- Internal memory: 8 Gb.
- Plug and play support: Windows 7/8/10 or newer, MacOS.
- Power supply: Rechargeable Lithium-ion battery, USB Charge.
- Battery capacity: 500 mAh, 3.7V.
- Charging interface: USB type C, 5V.
- Max. charging current: 300 mA.
- Operating temperature: -5°C - +40°C.
- Unit dimensions: 89 mm x 45 mm x 20 mm. Weight: 50 gr.

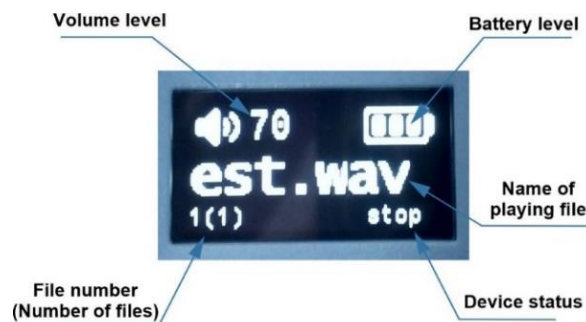
## DEVICE FUNCTIONS AND FEATURES



*Pic. 1. Buttons of the Bio-Cor 10 audio-player.*

Using the above-mentioned buttons, the user can turn on/off the device and control playback of the music files saved on the Bio-Cor 10 audio-player by increasing/decreasing sound volume level, navigating stored music files, and starting/stopping playback.

The audio-player has a screen (pic. 2) that shows the current sound volume level, battery charge level, name of the music file being played, music file number (out of total number of files) and device status.



*Pic. 2. Bio-Cor 10 audio-player display.*

## Connection ports functions

- To listen to music, plug the headphones into the player (Green socket).
- To download music files from the computer, connect the player to the computer with the USB type A-C cable. "Bio-Cor 10" will be recognized as a USB flash-drive with 8GB of storage capacity.
- To charge the player's battery, connect the USB cable to a USB 5V charger or to the USB port of your computer.
- To use the Bio-Cor EHF emitter: either connect it to the extension port of the headphones or connect the cable with the **Pink** 3.5mm jack to the player (**Pink** or **Blue** expansion socket on the player) and the EHF emitter to the micro-USB jack.





**Pink** and **Blue** sockets function equally. If User buys a second Bio-Cor emitter – both of them can be connected simultaneously.



**Note!** If you connect the headphones to the **Pink** or **Blue** expansion sockets by a mistake you will not hear the music. Instead, you will hear snapping sounds.

## USING THE CONTROLS

### Power ON/OFF:

- To turn your player **ON** press and hold the  button for (3) seconds. The display will light up.
- To turn your player **OFF** press and hold the  button for (3) seconds. The LED indicator will flash **blue** (2) times and the player will turn off.

### To SELECT file to play, use the buttons:

- for the **NEXT** file -  ,
- for the **PREVIOUS** file -  .
- To **PLAY** or **STOP** playing a file, press the button.

### Uploading music files to the player


- Connect the player to your computer with the USB cable. The display will show "Connect".
- The player will be defined by the computer operating system as external USB Drive "Bio-Cor".
- Use the standard File Manager to write your files to the player or delete unnecessary files from the player. Player works with MP3, WMA, WAV file formats.

*NOTE! Bio-Cor 10 can't play music files while being connected by the cable to the computer.*



### Charging the battery

- Connect the player to a USB 5V charger/standard USB charging port (not supplied with the set) or the USB port of your computer.
- The display will show the current battery charge level.
- When charging is complete (100% level), disconnect the player from the charger.



## ABOUT EHF INFLUENCE

The Bio-Cor 10 energy and information device generates an electromagnetic field of Extremely High Frequency (EHF) in the millimeter wavelength, gigahertz frequency range with a very low intensity ( $0,0001 \div 0,6 \mu\text{W}/\text{cm}^2$ ). These EHF electromagnetic fields can be used for overall harmonization, balancing and stress -reduction.

Users can apply the EHF emitter to the forehead by connecting the emitter to the special extension port on the headphones to experience the general effect throughout the - body. By using the special extension cable users can connect the “Bio-Cor” EHF emitter directly to the audio-player and apply the emitter to any location or acupuncture point on the body.

Additionally, users may structurize liquids, i.e. water, by inserting the EHF emitter into the special black plastic stand (provided with the set).



*Pic. 3. Connection of EHF emitter to the plastic disc (left).*

*Energizing water with the EHF emitter (right).*

***Once the EHF emitter is inserted into the plastic disc – rotate the disc so that emitter is facing down. If you keep the emitter facing upwards – there is a risk of pouring liquid on the micro-USB connection, that will cause damage to the Bio-Cor.***



## STANDARD PROTOCOL FOR BIO-WELL USERS:

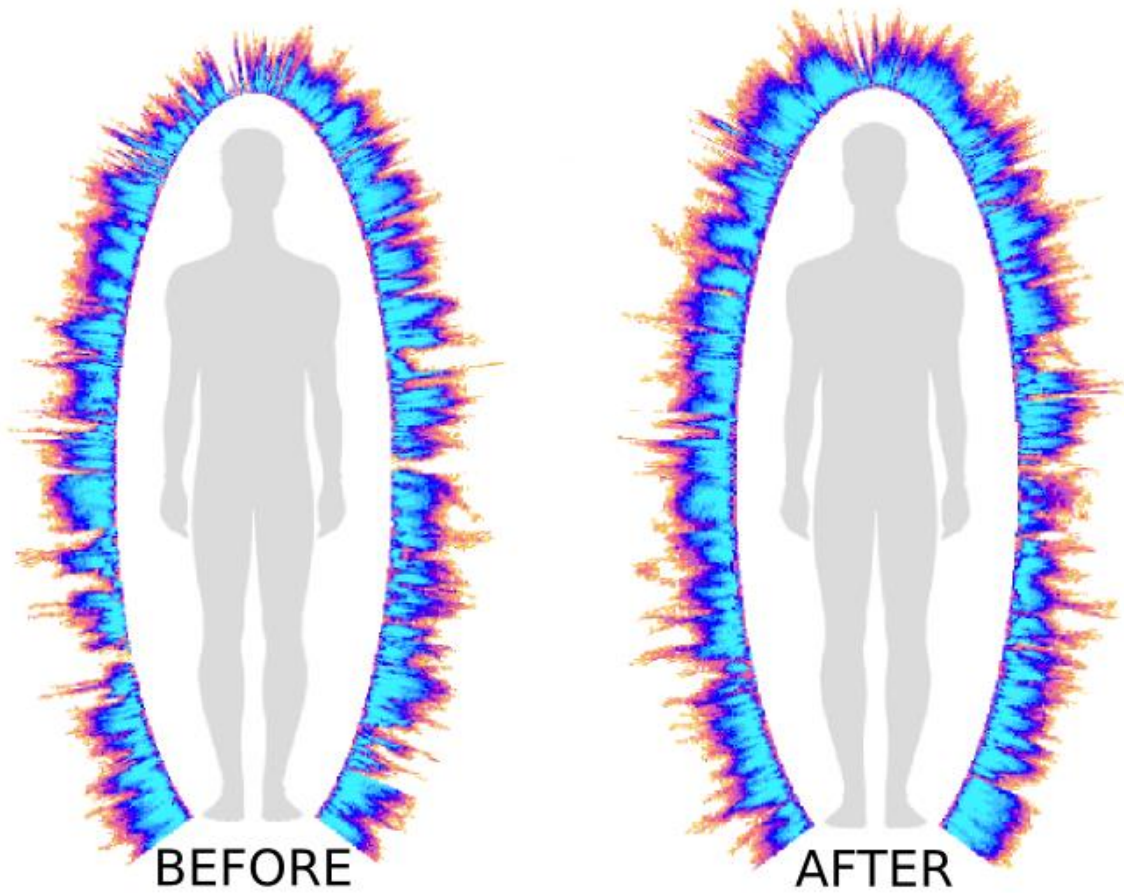
1. Make several (minimum 2) Full scans of the person.
2. Select the scan in which Chakras represent the average state of the person.
3. Generate the audio file (“Chakra music”) by clicking the corresponding button in the Bio-Well software.
4. Rename the WAV file, if necessary, and copy the file to the Bio-Cor audio player. (see above “Upload music files to the player”)
5. Connect the headphones to the Bio-Cor player.
6. Connect the EHF emitter to the headphones.
7. Place the headphones on the head of the measured person and attach the EHF emitter to the forehead area.
8. Turn ON the Bio-Cor player.
9. Select the “Chakra music” file on the Bio-Cor player.
10. Press PLAY button on the Bio-Cor player.
11. Person may listen to the file as many times as needed.

Bio-Cor 10 can play any music files, but harmonization, balancing and stress reduction effects can be achieved only by listening to the “Chakra music” generated in the Bio-Well software. The EHF emitter works during music playback anyway.

Effects of using other music files with the Bio-Cor may be unpredictable.

To visualize and quantify the effect of the Bio-Cor influence, conduct Bio-Well scans before and after the Bio-Cor sessions.

*Disclaimer: Bio-Cor is not a medical device and is not intended as a treatment for any condition.*



*Pic. 4. Example of Bio-Cor 10 influence on the energy state.*

## CONTACTS

### Production company:

BIO-WELL-EU OÜ

Address: 21008, Paul Kerese street, Narva, Estonia.

Email: [eu@bio-well.com](mailto:eu@bio-well.com) /\_Phone: +372 59196272

Website: [www.bio-well.com](http://www.bio-well.com) /\_Telegram channel: @biowellworldwide

### Manufacturing facility:

ORIENT HERO INTERNATIONAL LIMITED

Address: r 1702, 17/F, One Peking,1 Peking Road, Tsimshatsui, KLN, Hong-Kong.

## MANUFACTURER WARRANTY

Manufacturer warrants that the device complies with the requirements of present technical specifications if operation, storage, and transportation regulations are observed.

Warranty period for the device is set to twenty-four (24) months from the date the consumer receives the device if operation, storage, and transportation regulations are observed.

During the warranty period the manufacturer, at its discretion, will repair the device or replace its parts free of charge.

## PRODUCT LIFE CYCLE

The lifetime of the device - 5 years since the beginning of the use.

## CORRECT DISPOSAL OF THE DEVICE

(Waste Electrical & Electronic Equipment)

In accordance with the requirements of Directive 2012/19/EU-WEEE this symbol on product or in the description indicates that the product is not subject to being disposed of together with other household waste at the end of life.



To prevent possible harm to the environment or human health from uncontrolled waste disposal, please separate this product from other types of waste and dispose of it properly for the sustainable reuse of material resources. For the disposal of the device please locate special points of reception in your region, or local authorities for obtaining information about where and how to return the instrument to environmentally safe recycling.

You can return the device for disposal to the nearest official Bio-Well Service Center or to the seller of the Bio-Cor devices.

This product does not contain any hazardous substances.